


HALF CELL MONO PERC SOLAR PANEL (390W-410W)

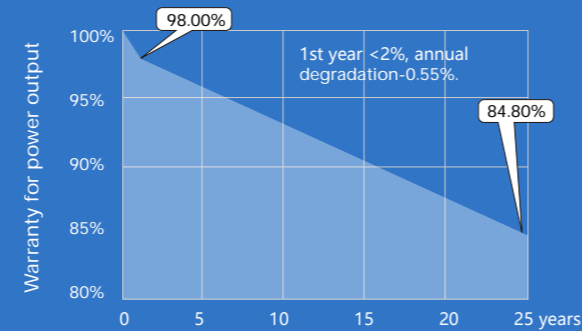


Features of Module

- Multiple Busbars (MBB)**
 Densely distributed grid lines, uniform load, multi-busbars design. Output power increased by more than 5W.
- Lossless cut**
 Lossless cutting technology, no mechanical damages, smooth cutting surface without burrs. Low cell cracking risks, micro-cracking is reduced by more than 50%.
- Half-cut**
 Current density is reduced by 1/2. Internal power loss reduced to 1/4 of conventional modules. Rated output power increased by 5~10W.
- New Welding Wire**
 Adopt round wire solder ribbon, low shading area. Multiple reflections of incident light, power increased by 1-2W.
- Shading, not compromising energy**
 Up-down symmetrical parallel module design. Effectively reduce current mismatch due to shading.
- High-Density Encapsulation Technology**
 Adopts advanced high-density encapsulation technology to ensure the perfect balance of efficiency and reliability. Module efficiency increased by more than 0.15%.

Linear Power Output Warranty

15 15-year warranty for materials. **25** 25-year warranty for linear power output.



Quality Management System and Product Certification

IEC61215/61730, IEC62804(PID), IEC61701(Salt), IEC62716 (Ammonia), IEC60068-2-68(Sand)
 ISO 9001:2015/quality management system
 ISO 14001:2015/ environmental management system
 ISO 45001:2018/occupation health safety management system
 ISO 50001:2011/ energy management system
 IEC TS 62941—2016/ PV industry quality management system



ELECTRICAL CHARACTERISTICS (STC)

Module type: ANM	390	395	400	405	410
Maximum power ·Pm (W)	390	395	400	405	410
Open circuit voltage ·Voc (V)	36.7	36.8	37.0	37.1	37.3
Short circuit current Isc (A)	13.40	13.50	13.60	13.70	13.79
Voltage at maximum power point·Vm (V)	30.7	30.9	31.0	31.2	31.3
Current at maximum power point·Im (A)	12.71	12.81	12.91	13.01	13.10
Module efficiency·n (%)	20.0	20.2	20.5	20.7	21.0

ELECTRICAL CHARACTERISTICS (NMOT)

Maximum power ·Pm (W)	292	296	300	304	308
Open circuit voltage ·Voc (V)	33.7	33.8	34.0	34.1	34.3
Short circuit current Isc (A)	10.93	11.01	11.10	11.18	11.27
Voltage at maximum power point·Vm (V)	27.9	28.0	28.2	28.3	28.5
Current at maximum power point·Im (A)	10.48	10.56	10.65	10.73	10.82

* STC: Irradiation 1000W/m²; AM1.5; environmental temperature 25°C; tested according to EN 60904-3;
 * NMOT: irradiation 800W/m²; wind speed 1m/s; environmental temperature 20°C
 * Pm tolerance: 0~+5W; power test uncertainty: ±3%; Voc[V], Isc[A], Vm[V] and Im[A] test tolerance: +3%

MECHANICAL PARAMETERS

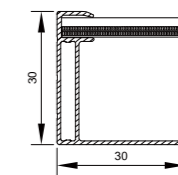
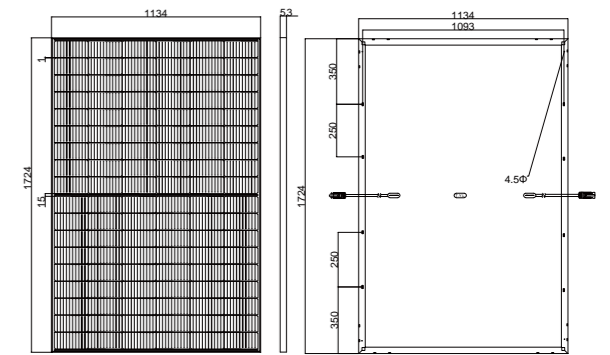
Size	1724x1134x30mm (LxWxH)
Weight	21.5kg
Front glass	3.2mm toughened glass
Cell	Monocrystalline PERC 182x91mm, 54*2 pcs
Backplate	High weather resistance
Frame	Anodic alumina profile
Junction box	IP68, TUV, 3 diodes
Cable	4mm ² , 300mm Wire length can be customized
Connector	MC4 compatible/original EVO2
Packaging mode	31pcs/pack;936pcs/40HQ

TEMPERATURE PARAMETERS

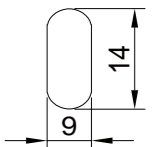
NMOT	42.30 °C (±2°C)
Open circuit voltage temperature coefficient	-0.27%/°C
Short circuit current temperature coefficient	+0.04%/°C
Maximum power temperature coefficient	-0.34%/°C

MAXIMUM RATED PARAMETERS

Maximum system voltage (V)	DC1500/1000 (IEC)
Maximum fuse rated current (A)	20
Maximum front static load (Pa)	5400
Working temperature (°C)	-40~+85
Hail resistance	Maximum diameter 25mm, impact speed 23m/s



SECTION: A-A



Location map of mounting holes

I-V Curve

